






Viking Sails 2

- ① Make vertical cut 
 - ② Cut out square 
 - ③ fold back to back 
 - ④ Roll around a pencil 
 - ⑤ Glue on mast 
- gives it "curl".

